National Eye Institute

CONGRESSIONAL JUSTIFICATION
FY 2027

Department of Health and Human Services
National Institutes of Health

[THIS PAGE INTENTIONALLY LEFT BLANK]

DEPARTMENT OF HEALTH AND HUMAN SERVICES

NATIONAL INSTITUTES OF HEALTH

National Eye Institute (NEI)

FY 2027 Budget Table of Contents

ICO Overview 3

Major Changes 4

Budget Mechanism Table 5

Summary of Changes 6

Budget Graphs 7

Budget Authority by Activity Table 8

Justification of Budget Request 9

Appropriations History 13

Budget Authority by Object Class 14

Detail of Full-Time Equivalent Employment (FTE) 15

Detail of Positions 16

General Notes

1. FY 2026 Enacted levels cited in this document include the effects of the FY 2026 HIV/AIDS transfer.
2. Estimates assume reauthorization of the SBIR/STTR program in FY 2026 and FY 2027.
3. Detail in this document may not sum to the subtotals and totals due to rounding.

[THIS PAGE INTENTIONALLY LEFT BLANK]

National Eye Institute Overview

Eye diseases that lead to vision loss and blindness affect millions of Americans of all ages and backgrounds. As the population ages, virtually all Americans will develop a visual problem. The proportion of people affected by vision loss is growing exponentially. This is largely driven by visual disorders associated with an aging population, including age-related macular degeneration (AMD), glaucoma, and cataract, and is compounded by the rising incidence of chronic diseases and their complications, such as diabetic retinopathy. These and other forms of vision disorders – including myopia (nearsightedness), now considered a global epidemic and projected to affect nearly 50 percent of children and adolescents by 2050[1] – can impair independence, mobility, communication, and learning across the lifespan. NEI's mission is to eliminate vision loss and improve quality of life through vision research.

NEI-funded research has led to major advances in eye diseases. Recent examples include creating gene therapies for rare causes of childhood blindness,[2] developing novel treatments for glaucoma using tissue chips,[3] demonstrating a cell-based therapy that can slow vision loss in macular telangiectasia type 2,[4] and discovering the disease mechanisms that led to an FDA-approved injectable treatment for severe age-related macular degeneration.[5] Looking ahead, strategic investments are being made in ambitious projects across the full spectrum of science, from advancing the basic understanding of visual perception in the brain to clinical trials improving drug treatments. NEI is supporting research that is harnessing real-world data and artificial intelligence to improve early disease detection and developing novel devices that give renewed independence to the blind.

NEI's research also drives wider health discovery through the emerging field of "oculomics," which harnesses the power of artificial intelligence using images from the eye to detect, predict, and understand a variety of systemic disorders, including neurological, cardiovascular, and psychiatric disorders. The institute also leads the NIH "S-index" challenge to develop metrics to measure and incentivize data sharing by researchers. By co-leading the major NIH Bridge to Artificial Intelligence (Bridge2AI) and Precision Medicine with AI: Integrating Imaging with Multimodal Data (PRIMED-AI) initiatives, NEI is setting the stage for widespread adoption of AI that tackles complex biomedical challenges.

---

[1] sciencedirect.com/science/article/pii/S0161642016000257?via%3Dihub
[2] nejm.org/doi/full/10.1056/NEJMoa2309915
[3] nature.com/articles/s44161-025-00704-3
[4] evidence.nejm.org/doi/10.1056/EVIDoa2400481
[5] sciencedirect.com/science/article/pii/S0140673623015209?via%3Dihub

Major Changes in the Budget Request

Major changes by budget mechanism and/or budget detail are briefly described below. Note that there may be overlap between budget mechanisms and activity detail and these highlights will not sum to the total change for the FY 2027 President's Budget. The FY 2027 President's Budget for NEI is $833.0 million, a decrease of $63.1 million from the FY 2026 Enacted level of $896.1 million. The FY 2027 President's Budget reflects the policy to limit indirect costs for all research grants to a maximum of 15 percent of the modified total direct cost.

Research Project Grants (RPGs) (-$36.7 million; total $545.8 million):
NEI will decrease funding for Research Project Grants (RPGs) based on overall proposed reductions to the budget. NEI will support a total of 1,025 Research Project Grants (RPGs) in FY 2027. Noncompeting RPGs will decrease by 119 awards and decrease by $167.1 million. Competing RPGs will increase by 45 awards and increase by $132.0 million. Changes to funding for Competing RPGs reflects the 100 percent Upfront Funding policy proposed for the FY 2027 President's Budget.

Research & Development Contracts (-$1.9 million; total $42.5 million)
NEI will decrease funding for Research & Development Contracts based on overall proposed reductions to the budget.

Intramural Research (-$11.6 million; total $101.6 million):
NEI will decrease funding for Intramural Research based on overall proposed reductions to the budget. This budget request aligns with the budget proposal to cap Title 42 salaries.

Research Management and Support (-$4.8 million; total $36.8 million):
NEI will decrease funding for Research Management and Support based on overall proposed reductions to the budget, including 1 fewer FTE. This budget request aligns with the budget proposal to cap Title 42 salaries and supports the management of NIH and NEI infrastructure.

NATIONAL INSTITUTES OF HEALTH

National Eye Institute

Budget Mechanism *

(Dollars in Thousands)

Mechanism	FY 2025 Final		FY 2026 Enacted		FY 2027 President's Budget		FY 2027 +/- FY 2026	
	Number	Amount	Number	Amount	Number	Amount	Number	Amount
Research Projects:								
Noncompeting	912	$412,755	799	$407,170	680	$240,108	-119	-$167,062
Administrative Supplements	*(22)*	$1,955	*(22)*	$1,955	*(21)*	$1,819	*-(1)*	-$137
Competing:								
Renewal	63	$47,029	68	$46,279	70	$63,773	2	$17,494
New	177	$102,192	191	$100,562	234	$215,070	43	$114,508
Supplements	0	$0	0	$0	0	$0	0	$0
Subtotal, Competing	**240**	**$149,220**	**259**	**$146,841**	**304**	**$278,843**	**45**	**$132,002**
Subtotal, RPGs	1,152	$563,930	1,058	$555,966	984	$520,769	-74	-$35,197
SBIR/STTR	46	$28,638	43	$26,587	41	$25,034	-2	-$1,553
Research Project Grants	1,198	$592,568	1,101	$582,553	1,025	$545,803	-76	-$36,750
Research Centers								
Specialized/Comprehensive	35	$23,511	35	$23,511	33	$21,865	-2	-$1,646
Clinical Research	0	$0	0	$0	0	$0	0	$0
Biotechnology	0	$0	0	$0	0	$0	0	$0
Comparative Medicine	0	$144	0	$144	0	$134	0	-$10
Research Centers in Minority Institutions	0	$0	0	$0	0	$0	0	$0
Research Centers	**35**	**$23,654**	**35**	**$23,654**	**33**	**$21,998**	**-2**	**-$1,656**
Other Research:								
Research Careers	88	$18,505	88	$18,505	82	$17,210	-6	-$1,295
Cancer Education	0	$0	0	$0	0	$0	0	$0
Cooperative Clinical Research	19	$34,898	19	$39,415	20	$36,656	1	-$2,759
Biomedical Research Support	0	$0	0	$150	0	$140	0	-$11
Other Biomedical Research Support	0	$150	0	$0	0	$0	0	$0
Other	33	$18,444	33	$18,444	31	$17,153	-2	-$1,291
Other Research	**140**	**$71,997**	**140**	**$76,515**	**133**	**$71,159**	**-7**	**-$5,356**
Total Research Grants	1,373	$688,219	1,276	$682,722	1,191	$638,960	-85	-$43,761
Ruth L Kirschstein Training Awards:	FTTPs		FTTPs		FTTPs		FTTPs	
Individual Awards	119	$6,480	119	$6,570	111	$6,110	-8	-$460
Institutional Awards	149	$7,475	149	$7,580	138	$7,049	-11	-$531
Total Research Training	**268**	**$13,955**	**268**	**$14,150**	**249**	**$13,160**	**-19**	**-$991**
Research & Develop. Contracts	28	$44,560	26	$44,449	23	$42,539	-3	-$1,910
SBIR/STTR (non-add)	*(0)*	*($522)*	*(0)*	*($522)*	*(0)*	*($522)*	*(0)*	*($0)*
Intramural Research	176	$109,529	164	$113,216	164	$101,566	0	-$11,650
Res. Management & Support	104	$39,873	82	$41,598	81	$36,775	-1	-$4,824
SBIR Admin. (non-add)		*($0)*		*($0)*		*($0)*		*($0)*
Construction		$0		$0		$0		$0
Buildings and Facilities		$0		$0		$0		$0
Total, NEI	**280**	**$896,136**	**246**	**$896,136**	**245**	**$833,000**	**-1**	**-$63,136**

* All items in italics and brackets are non-add entries.

NATIONAL INSTITUTES OF HEALTH
National Eye Institute

Summary of Changes
(Dollars in Thousands)

FY 2026 Enacted	$896,136
FY 2027 President's Budget	$833,000
Net change	-$63,136

CHANGES	FY 2026 Enacted		FY 2027 President's Budget		Built-In Change from FY 2026 Enacted	
	FTEs	Budget Authority	FTEs	Budget Authority	FTEs	Budget Authority
A. Built-in:						
1. Intramural Research:						
a. Annualization of FY 2026 pay and benefits increase		$45,000		$44,208		$166
b. FY 2027 pay and benefits increase		$45,000		$44,208		-$5
c. Paid days adjustment		$45,000		$44,208		$0
d. Differences attributable to change in FTE		$45,000		$44,208		$0
e. Payment for centrally furnished services		$18,232		$16,409		-$1,823
f. Cost of laboratory supplies, materials, other expenses, and non-recurring costs		$49,984		$40,950		$1,060
Subtotal						-$602
2. Research Management and Support:						
a. Annualization of FY 2026 pay and benefits increase		$21,839		$20,813		$80
b. FY 2027 pay and benefits increase		$21,839		$20,813		-$3
c. Paid days adjustment		$21,839		$20,813		$0
d. Differences attributable to change in FTE		$21,839		$20,813		-$266
e. Payment for centrally furnished services		$4,089		$3,680		-$409
f. Cost of laboratory supplies, materials, other expenses, and non-recurring costs		$15,671		$12,281		$329
Subtotal						-$269
Subtotal, Built-in						-$871

CHANGES	FY 2026 Enacted		FY 2027 President's Budget		Program Change from FY 2026 Enacted	
	No.	Amount	No.	Amount	No.	Amount
B. Program:						
1. Research Project Grants:						
a. Noncompeting	799	$409,125	680	$241,926	-119	-$167,199
b. Competing	259	$146,841	304	$278,843	45	$132,002
c. SBIR/STTR	43	$26,587	41	$25,034	-2	-$1,553
Subtotal, RPGs	1,101	$582,553	1,025	$545,803	-76	-$36,750
2. Research Centers	35	$23,654	33	$21,998	-2	-$1,656
3. Other Research	140	$76,515	133	$71,159	-7	-$5,356
4. Research Training	268	$14,150	249	$13,160	-19	-$991
5. Research and development contracts	26	$44,449	23	$42,539	-3	-$1,910
Subtotal, Extramural		$741,321		$694,659		-$46,662
6. Intramural Research	164	$113,216	164	$101,566	0	-$11,047
7. Research Management and Support	82	$41,598	81	$36,775	-1	-$4,555
8. Construction		$0		$0		$0
9. Buildings and Facilities		$0		$0		$0
Subtotal, program changes						-$62,265
Total built-in and program changes	246	$896,136	245	$833,000	-1	-$63,136

History of Budget Authority and FTEs:

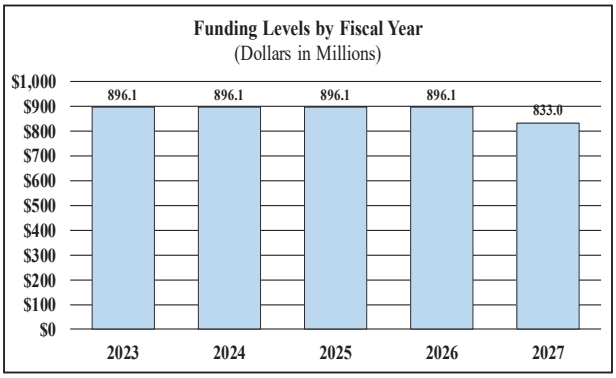

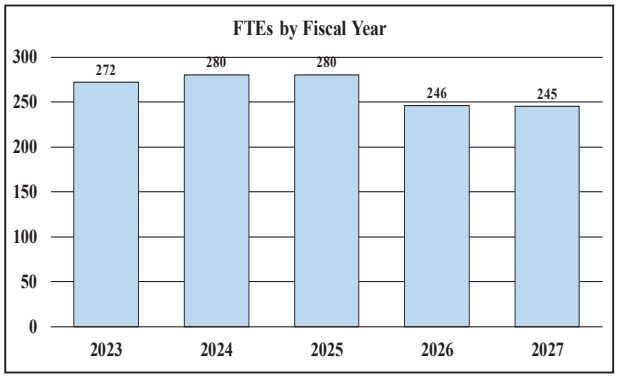

Distribution by Mechanism:

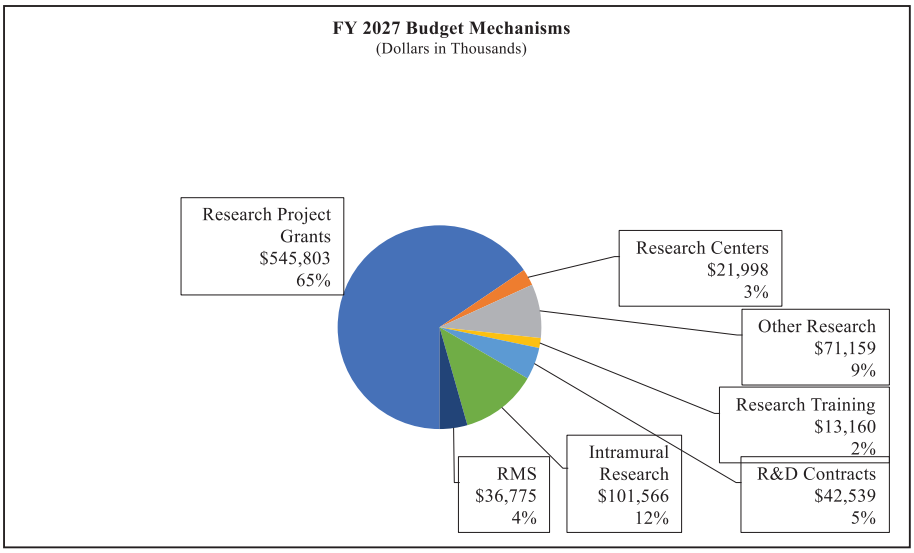

Change by Selected Mechanisms:

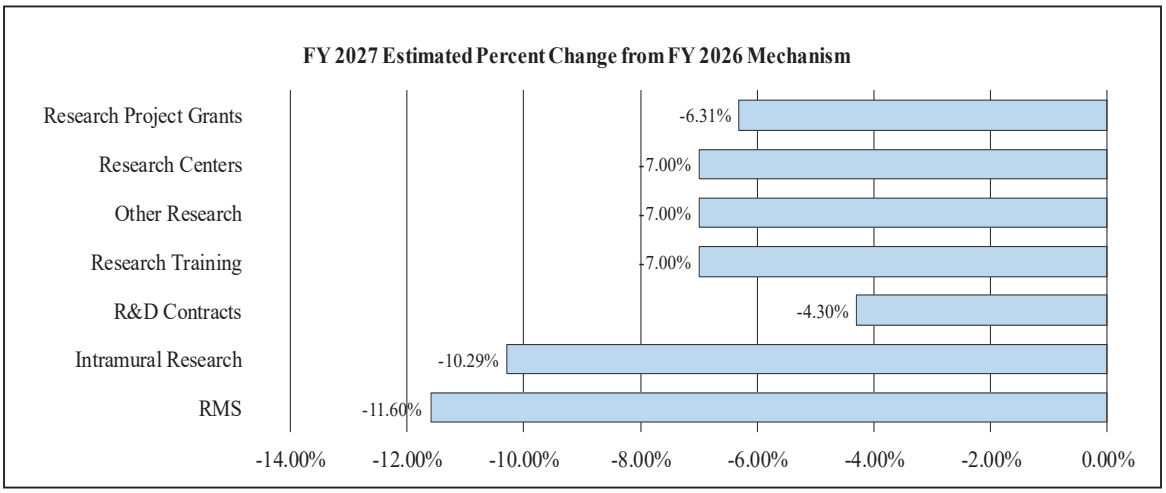

NATIONAL INSTITUTES OF HEALTH
National Eye Institute

Budget Authority by Activity *
(Dollars in Thousands)

	FY 2025 Final		FY 2026 Enacted		FY 2027 President's Budget		FY 2027 +/- FY 2026 Enacted	
Extramural Research	**FTE**	**Amount**	**FTE**	**Amount**	**FTE**	**Amount**	**FTE**	**Amount**
Detail								
Retinal Diseases Research		$354,855		**		$330,086		**
Corneal Diseases, Cataract, and Glaucoma Research		$243,531		**		$226,562		**
Sensorimotor Disorders, Visual Processing, and Rehabilitation Research		$148,348		**		$138,011		**
Subtotal, Extramural		**$746,734**		**$741,321**		**$694,659**		**-$46,662**
Intramural Research	**176**	**$109,529**	**164**	**$113,216**	**164**	**$101,566**	**0**	**-$11,650**
Research Management & Support	**104**	**$39,873**	**82**	**$41,598**	**81**	**$36,775**	**-1**	**-$4,824**
TOTAL	**280**	**$896,136**	**246**	**$896,136**	**245**	**$833,000**	**-1**	**-$63,136**

* Includes FTEs whose payroll obligations are supported by the NIH Common Fund.

** For FY 2026 Enacted, funding levels are displayed for statutory and report-directed PPAs. Amounts with an asterisk represent other PPAs as levels have not yet been determined.

National Eye Institute

Budget Authority (BA):

	FY 2025 Final	FY 2026 Enacted	FY 2027 President's Budget	FY 2027 +/- FY 2026
BA	$896,136,000	$896,136,000	$833,000,000	-$63,136,000
FTE	280	246	245	-1

Program funds are allocated as follows: Competitive Grants/Cooperative Agreements; Contracts; Direct Federal/Intramural and Other.

Overall Budget Policy: The FY 2027 President's Budget request for the National Eye Institute (NEI) is $833.0 million, a decrease of $63.1 million or 7.0 percent compared with the FY 2026 Enacted.

Program Descriptions and Accomplishments

NEI's extramural and intramural programs support a diverse portfolio of research on the biological and environmental factors that influence eye diseases and basic and clinical science programs to develop sight-saving treatments and broaden opportunities for people with vision impairment of all ages.

Retinal Diseases Research Program

The retina is the light-sensitive neural tissue that lines the inside of the eye and sends visual signals through the optic nerve to the brain. Retina diseases such as macular degeneration or diabetic retinopathy are among the leading causes of blindness in the United States. The goals of this program are to increase understanding of disease mechanisms that cause vision loss and develop improved methods of prevention, diagnosis, and treatment.

Preventing and treating age-related Macular Degeneration (AMD): AMD, a leading cause of vision loss, is a disease that blurs the sharp, central vision required for reading, driving, and face recognition. There are two forms of advanced AMD: "dry" AMD, a breakdown of light sensing photoreceptor neurons; and "wet" AMD, an abnormal growth of blood vessels underneath the retina. Late-stage wet AMD is often accompanied by an excess of cells that accumulate and lead to scarring in the eye, known as fibrosis. The first-line treatment for fibrosis, fails to successfully treat around half of wet AMD patients. NEI supported researchers recently identified a gene called adenosine receptor 2A (Adora2a) that contributes to fibrosis. In an animal model, blocking Adora2a successfully suppressed fibrosis, suggesting a new therapeutic target for AMD.[6] NEI-supported researchers have also uncovered a new dry AMD treatment opportunity. Using

[6] science.org/doi/10.1126/scitranslmed.adk3868

patient-derived stem cells, researchers demonstrated that an increase in AKT2 signaling, a pathway involved in lysosomes and cell death, drives dry AMD-like damage and may be an effective target to delay disease progression.[7]

Understanding the role of early development in eye disease: Researchers have long suspected the neurotransmitter dopamine as having a key role in blood vessel growth in the developing retina. NEI-supported researchers discovered that a specific type of neuron in the retina (retinal ganglion cells) is responsible for the dopaminergic signal that regulates vessel growth, despite only producing dopamine for a few days during eye development, pointing to a unique therapeutic target for improper blood vessel growth in the eye and brain.[8]

Budget Policy: The FY 2027 President's Budget request for Retinal Disease Research is $330.1 million.

Corneal Diseases, Cataract, and Glaucoma Research Program

Corneal diseases, cataract, and glaucoma prompt more visits to ophthalmologists each year than other vision disorders. NEI supports research to address these conditions that originate in the front of the eye, for example:

Advancing the treatment of corneal injuries: Corneal injuries, infections, and diseases can be blinding, painful and require immediate medical attention. The ocular surface is the front line against environmental insults, such as viruses, bacteria, fungus, and ocular inflammation. These conditions can be serious and lead to permanent vision loss. Corneal endothelial disease is a group of disorders that affect the thin layer of cells that lines the back of the cornea. Due to a lack of safe and effective treatments, severe corneal endothelial disease currently requires corneal transplantation. A recent NEI-supported study demonstrated that local administration of the neuropeptide α-MSH on corneal endothelial cells prevented these cells from dying after injury, a potential therapy that could reduce need for corneal transplants.[9]

Slowing cataract formation: Cataracts are the leading cause of blindness worldwide. NEI-funded researchers are investigating strategies to prevent cataract formation and progression and to understand the physiological basis of how the lens in the healthy eye remains transparent for much of the lifespan. For example, NEI-supported researchers are exploring the interactions of aquaporin, a water channel protein critical for maintaining transparency of the lens, with other lens proteins to develop a map that will be integral to designing future therapeutics to slow cataract formation.[10]

Budget Policy: The FY 2027 President's Budget request for Corneal Diseases, Cataract, and Glaucoma Research is $226.6 million.

---

[7] pmc.ncbi.nlm.nih.gov/articles/PMC11271488/
[8] sciencedirect.com/science/article/pii/S096098222300979X?via%3Dihub
[9] nature.com/articles/s41598-024-69416-1
[10] sciencedirect.com/science/article/pii/S0002944023003632?via%3Dihub

Sensorimotor Disorders, Visual Processing, and Low Vision/Blindness Rehabilitation Research Program

Vision is the dominant sensory system in humans, with over one third of the brain cortex involved in visual processing. NEI funds basic and applied research on the brain as it relates to the visual system and perception, and research on rehabilitation for individuals with low vision. Research highlights in this area include:

Advancing the understanding of visual processing: Researchers seek to understand how the brain processes the visual information that floods our eyes, how neural activity is related to visual perception, and how the visual system interacts with cognitive and motor systems. NEI-supported scientists are investigating how people have a singular, unified perception of their environment despite having separate cognitive "home-bases" for the left and right sides of their visual field. By recording neural activity in animal models as they visually tracked a target that moved from one visual sphere to the other, they found that the cerebral hemispheres perform an active "handshake" in order to minimize information loss.[11]

Helping people with visual impairments navigate their environment: NEI supports rehabilitation research to improve the quality of life for people with visual impairments by helping them maximize the use of their remaining vision and by developing improved assistive and adaptive aids and strategies. For instance, the ability to successfully navigate through intersections safely is a fundamental skill, and one that requires assistance for those experiencing visual impairment. A recent NEI-supported study demonstrated that individuals who are affected by early blindness are more sensitive to identifying which direction a sound is coming from.[12] Understanding the mechanisms of sound processing in visually impaired individuals has potential to inform assistive technology and navigational instructions. NEI also recently launched an initiative, Research for Low Vision and Blindness Accessibility Tools, to stimulate translational efforts in developing and implementing accessibility devices or interventions for individuals with visual impairment.

Budget Policy: The FY 2027 President's Budget request for Sensorimotor Disorders, Visual Processing, and Rehabilitation Research is $138.0 million.

Intramural Research Program (IRP)

NEI's IRP provides a unique environment for innovative basic and clinical research focused on the cause, prevention, and treatment of eye diseases and vision disorders, eye development, interaction of the eye with other body systems such as brain and immune, and sensory control of movements. The intramural program also encourages fellows and staff scientists to explore new ideas, tools and techniques in the fields of artificial intelligence, organoids, cell and gene therapies, and data science-based research. Research highlights from the IRP include:

Making key discoveries about the causes of eye diseases: For example, NEI researchers studying the retina identified 87 target genes, located in areas susceptible to epigenetic changes, where a mix of environmental factors likely influence the risk of developing AMD. This finding provides a framework for therapeutic approaches that regulate gene-environmental relationships

[11] pmc.ncbi.nlm.nih.gov/articles/PMC12572922/
[12] pnas.org/doi/10.1073/pnas.2310156120

and epigenetic regulation.[13] NEI scientists also discovered the genetic cause of a rare, novel oculo vertebral renal syndrome which had previously lacked a molecular diagnosis despite knowing the disease's strong genetic ties.[14] With this newfound information, families affected by the syndrome are now able to identify a cause, and better understand additional effects of the gene variant.

Moving into new research domains: Research advances generated by NEI's IRP have led the eye research field into new domains. These advances include developing two new drugs for retinitis pigmentosa (RP), the most common inherited retinal disease. A Phase 3 trial of a macular degeneration therapy showed promising protections against degradation and blindness.[15] NEI is also collaborating with the National Institute on Neurological Disorders and Stroke to explore the use of CRISPR to alter a retrovirus commonly upregulated in dry AMD and drives pathogenesis. Dry AMD lacks treatments and targeting viral genetics may prove to be an effective strategy. Additionally, NEI researchers have repurposed a commonly used type 2 diabetes drug, metformin, as an eye drop formulation. Using patient stem cell-derived eye tissues, NEI researchers demonstrated efficacy of metformin in slowing AMD disease progression. This work has further enabled the development of a digital twin of an eye cell—a human-based approach that allows precision disease diagnosis at the subcellular level.[16] NEI scientists also developed an eye drop formulation that slows progression of retinal degenerative diseases in a variety of animal and human-based models.[17]

Budget Policy: The FY 2027 President's Budget request for Intramural Research is $101.6 million, a decrease of $11.6 million or 10.3 percent compared with the FY 2026 Enacted.

Research Management and Support (RMS)

Research Management and Support (RMS) provides for administrative, budgetary, logistical, and scientific support in the review, award, and monitoring of grants, training awards, and contracts; strategic planning, coordination, and evaluation of the NEI's programs; regulatory compliance; and liaison with other Federal agencies, Congress, and the public. NEI currently oversees more than 1,700 grants and contracts and is supporting the advancement of early-career scientists transitioning to entrepreneurship through a funding opportunity that allows researchers to develop promising technologies and products for small businesses while conducting their research.

Budget Policy: The FY 2027 President's Budget request for Research Management and Support is $36.8 million, a decrease of $4.8 million or 11.6 percent compared with the FY 2026 Enacted.

[13] nature.com/articles/s41467-024-46063-8
[14] nature.com/articles/s41467-025-60574-y
[15] evidence.nejm.org/doi/full/10.1056/EVIDoa2400481
[16] iovs.arvojournals.org/article.aspx?articleid=2798700
[17] nature.com/articles/s43856-025-00789-8

NATIONAL INSTITUTES OF HEALTH
National Eye Institute

Appropriations History

Fiscal Year	Budget Estimate to Congress [1]	House Allowance [2]	Senate Allowance	Appropriation
2018	$549,847,000	$743,881,000	$758,552,000	$772,317,000
Rescission				$0
2019	$711,015,000	$781,540,000	$796,955,000	$796,536,000
Rescission				$0
2020	$685,644,000	$835,465,000	$840,163,000	$824,090,000
Rescission				$0
2021	$749,003,000	$831,177,000	$850,135,000	$835,714,000
Rescission				$0
2022	$858,535,000	$877,129,000	$857,868,000	$863,918,000
Rescission				$0
2023	$853,355,000	$891,186,000	$890,700,000	$896,549,000
Rescission				$0
2024	$896,136,000	$896,549,000	$896,549,000	$896,549,000
Rescission				$0
2025	$898,818,000		$896,549,000	$896,549,000
Rescission				$0
2026		$896,549,000	$896,549,000	$896,549,000
Rescission				$0
2027	$833,000,000			

[1] The FY 2026 President's Budget proposed consolidating the 27 NIH Institutes and Centers into an 8-Institute structure, while maintaining the Office of the Director and the Building and Facilities account.

[2] The FY 2025 House bill proposed consolidating the 27 NIH Institutes and Centers into a 12-Institute structure, while maintaining the Office of the Director and the Building and Facilities account.

NATIONAL INSTITUTES OF HEALTH
National Eye Institute

Budget Authority by Object Class [1]
(Dollars in Thousands)

		FY 2026 Enacted	FY 2027 President's Budget	FY 2027 +/- FY 2026
Total compensable workyears:				
	Full-time equivalent	246	245	-1
	Full-time equivalent of overtime and holiday hours	0	0	0
	Average ES salary	$228	$229	$1
	Average GM/GS grade	12.7	12.7	0.0
	Average GM/GS salary	$143	$143	$0
	Average salary, Commissioned Corps (42 U.S.C. 207)	$0	$0	$0
	Average salary of ungraded positions	$162	$155	-$7
	OBJECT CLASSES	**FY 2026 Enacted**	**FY 2027 President's Budget**	**FY 2027 +/- FY 2026**
	Personnel Compensation			
11.1	Full-Time Permanent	$25,850	$24,669	-$1,182
11.3	Other Than Full-Time Permanent	$16,128	$16,168	$40
11.5	Other Personnel Compensation	$1,720	$1,724	$4
11.7	Military Personnel	$0	$0	$0
11.8	Special Personnel Services Payments	$6,088	$6,103	$15
11.9	**Subtotal Personnel Compensation**	**$49,786**	**$48,664**	**-$1,122**
12.1	Civilian Personnel Benefits	$16,549	$16,358	-$191
12.2	Military Personnel Benefits	$0	$0	$0
13.0	Benefits to Former Personnel	$504	$0	-$504
	Subtotal Pay Costs	**$66,839**	**$65,022**	**-$1,817**
21.0	Travel & Transportation of Persons	$933	$881	-$52
22.0	Transportation of Things	$105	$95	-$11
23.1	Rental Payments to GSA	$97	$97	$0
23.2	Rental Payments to Others	$0	$0	$0
23.3	Communications, Utilities & Misc. Charges	$37	$25	-$11
24.0	Printing & Reproduction	$39	$36	-$3
25.1	Consulting Services	$24,262	$21,481	-$2,781
25.2	Other Services	$28,613	$23,108	-$5,505
25.3	Purchase of Goods and Services from Government Accounts	$60,762	$57,441	-$3,322
25.4	Operation & Maintenance of Facilities	$114	$105	-$9
25.5	R&D Contracts	$1,413	$1,395	-$18
25.6	Medical Care	$589	$551	-$38
25.7	Operation & Maintenance of Equipment	$8,392	$4,125	-$4,267
25.8	Subsistence & Support of Persons	$0	$0	$0
25.0	**Subtotal Other Contractual Services**	**$124,146**	**$108,205**	**-$15,941**
26.0	Supplies & Materials	$5,394	$4,962	-$432
31.0	Equipment	$1,544	$1,436	-$108
32.0	Land and Structures	$100	$92	-$8
33.0	Investments & Loans	$0	$0	$0
41.0	Grants, Subsidies & Contributions	$696,872	$652,120	-$44,752
42.0	Insurance Claims & Indemnities	$0	$0	$0
43.0	Interest & Dividends	$30	$30	$0
44.0	Refunds	$0	$0	$0
94.0	Financial Transfers	$0	$0	$0
	Subtotal Non-Pay Costs	**$829,297**	**$767,978**	**-$61,319**
	Total Budget Authority by Object Class	**$896,136**	**$833,000**	**-$63,136**

[1] Includes FTEs whose payroll obligations are supported by the NIH Common Fund.

NATIONAL INSTITUTES OF HEALTH
National Eye Institute

Detail of Full-Time Equivalent Employment (FTE)

Office	FY 2025 Final			FY 2026 Enacted			FY 2027 President's		
	Civilian	Military	Total	Civilian	Military	Total	Civilian	Military	Total
Division of Extramural Activities									
Direct:	16	-	16	12	-	12	12	-	12
Reimbursable:	-	-	-	-	-	-	-	-	-
Total:	16	-	16	12	-	12	12	-	12
Division of Intramural Research									
Direct:	143	-	143	154	-	154	154	-	154
Reimbursable:	3	-	3	2	-	2	2	-	2
Total:	146	-	146	156	-	156	156	-	156
Office of the Director									
Direct:	89	-	89	49	-	49	48	-	48
Reimbursable:	-	-	-	-	-	-	-	-	-
Total:	89	-	89	49	-	49	48	-	48
Division of Epidemiology and Clinical Applications									
Direct:	8	-	8	8	-	8	8	-	8
Reimbursable:	-	-	-	-	-	-	-	-	-
Total:	8	-	8	8	-	8	8	-	8
Division of Extramural Science									
Direct:	21	-	21	21	-	21	21	-	21
Reimbursable:	-	-	-	-	-	-	-	-	-
Total:	21	-	21	21	-	21	21	-	21
Total	280	-	280	246	-	246	245	-	245
Includes FTEs whose payroll obligations are supported by the NIH Common Fund.									
FTEs supported by funds from Cooperative Research and Development Agreements.	0	0	0	0	0	0	0	0	0

NATIONAL INSTITUTES OF HEALTH
National Eye Institute

Detail of Positions [1]

GRADE	FY 2025 Final	FY 2026 Enacted	FY 2027 President's Budget
Total, ES Positions	1	1	1
Total, ES Salary	$225,700	$227,957	$228,527
General Schedule			
GM/GS-15	27	27	27
GM/GS-14	30	31	30
GM/GS-13	45	46	46
GS-12	37	36	36
GS-11	10	10	10
GS-10	2	2	2
GS-9	12	12	12
GS-8	0	0	0
GS-7	2	2	2
GS-6	1	1	1
GS-5	0	0	0
GS-4	1	1	1
GS-3	0	0	0
GS-2	1	0	0
GS-1	0	0	0
Subtotal	168	168	167
Commissioned Corps (42 U.S.C. 207)			
Assistant Surgeon General	0	0	0
Director Grade	0	0	0
Senior Grade	0	0	0
Full Grade	0	0	0
Senior Assistant Grade	0	0	0
Assistant Grade	0	0	0
Junior Assistant	0	0	0
Subtotal	0	0	0
Ungraded	77	77	77
Total permanent positions	169	171	168
Total positions, end of year	246	246	245
Total full-time equivalent (FTE) employment, end of year	280	246	245
Average ES salary	$225,700	$227,957	$228,527
Average GM/GS grade	12.6	12.7	12.7
Average GM/GS salary	$140,955	$143,004	$143,271

[1] Includes FTEs whose payroll obligations are supported by the NIH Common Fund.